

Connect with us 24/7

Text, chat, or ask Alexa to find answers and support whenever is best for you

When you have questions about your Empire health plan, you can find answers in real time, in the way that suits you best. Empire's digital tools ensure that help is available whenever you need it. Whether you prefer interactive chat, hands-free voice commands, or live chat, you now have solutions that make it easier for you to focus on your unique needs and priorities.



Sydney Health

The Sydney Health mobile app provides quick access to your health plan information — all in one place. The app's interactive chat feature helps you navigate your benefits with greater ease. Simply type your questions in the app to find answers quickly. Sydney Health can also suggest resources to help you understand your benefits, improve your health, and save money.

How to use Sydney Health's interactive chat

Download the app

- Download the Sydney Health app from the App Store® or Google Play™.
- Register or log in to your account using your Empire username and password.
- Look for the interactive chat feature icon, then type in your questions.

Use the Sydney Health interactive chat feature to:

- Search for doctors, hospitals, labs, and other health care providers in your plan.
- Check costs for care before you see a doctor.
- Pull up your digital member ID card.
- See what your plan covers.
- Find your deductible, copay, and share of costs.
- Access your spending account balance.



Discover how Sydney Health simplifies health care

Download and start using the app today.



Use your smartphone camera to scan this QR code.



Live Chat

Available on Sydney Health or **empireblue.com**, our Live Chat tool enables you to chat in real time with a representative who can answer your benefit questions or connect you with others who can help.






How to use Live Chat

Log in using Sydney Health or **empireblue.com**:

1. For Sydney Health, go to the **Menu** tab and under *Get Support*, select **Start a live chat**.
2. For **empireblue.com**, choose **Live Chat** under the *Support tab*.

Choose your chat topic:

Once you start a chat, select a topic or program to connect with a representative who can best help you. Topics include:

-  24/7 NurseLine
-  Behavioral health
-  Benefits, coverage, and claims
-  Maternity and baby benefits
-  Pharmacy



Empire Skill for Alexa

Quick, hands-free help is here. The Empire Skill works through Alexa-ready devices, such as an Amazon Echo, or on your mobile device using the Amazon Alexa app. Say the words, “Alexa, ask Empire ...” to start using the skill.

How to use Empire Skill

Enable the skill:

- Download the Amazon Alexa app from the App Store® or Google Play™.
- Go to **Skills and Games** and search for the **Empire Skill**. Then tap **Enable to Use**.
- Enter your Empire username and password to link the skill with your Empire account.
- Set up your Alexa voice profile and passcode if you haven't already.
- Ask Alexa for help by saying, “Alexa, ask Empire ...”

Use the skill to:

- Ask for your digital member ID card.
- Check your deductible and out-of-pocket maximum.
- Refill, renew, cancel, and check the order status of home delivery prescriptions.
- Access your spending account balance.
- Schedule a call with our Member Services team.
- Search for a doctor, specialist, or facility.
- Access claim information.
- Learn what a health care term means.

With more ways to reach us, we're making it easier for you to find the answers and support you need, right when you need it.